





## Essendon Tennis Club - Court Upgrade Fund.

### Single Name & Hand Drawn Paver Template

Brick Offer 1: \$100 - Named Paver	Brick Offer 2: \$100 - Hand Drawn Paver
	
<p><b>Brick Offer 1 Info</b> Your personalized brick memento will have your name engraved into a paver as a lasting record of your valued support of the Essendon Tennis Club.</p>	<p><b>Brick Offer 2 Info</b> Your personalized hand drawn brick memento will have your name engraved into a paver as a lasting record of your valued support of the Essendon Tennis Club.</p>
<p><b>Location</b> The paver will be permanently installed on the outside wall of the Clubhouse, opposite Courts 1 to 4.</p>	<p><b>Location</b> The paver will be permanently installed on the outside wall of the Clubhouse, opposite Courts 1 to 4.</p>
<p><b>Size</b> 230 x 115 x 50mm</p>	<p><b>Size</b> 230 x 115 x 50mm</p>

### Member Information:

Simply fill out this form and return it along with full payment by cash, cheque, or direct transfer.

- **Postal Address:** Essendon Tennis Club. PO Box 478, Essendon VIC, 3040
- **Email Address:** essendontennisclub@gmail.com
- **Direct Debit details:** Essendon Tennis Club
  - **BSB:** 063-194
  - **Account Number:** 10012025

<b>Contact Name:</b>		<b>Phone:</b>
<b>Street:</b>		<b>Email:</b>
<b>City:</b>	<b>State:</b>	<b>Postcode:</b>
<b>Brick Offer 1:</b> [    ]	<b>Brick Offer 2:</b> [    ]	<b>Payment:</b>



## Essendon Tennis Club - Court Upgrade Fund.

### Single Name & Hand Drawn Paver Template

#### Brick Offer 1: Named Paver

Please print clearly in block letters (CAPITALS) and always use the ampersand symbol ("&"). Each box represents a character (letter, number, punctuation mark or space).

Max 16 characters per line, three lines per paver.

Line 1															
Line 2															
Line 3															

#### Brick Offer 2: Hand Drawn Paver

- PLEASE FOLLOW THESE SIMPLE STEPS WHEN CREATING YOUR IMAGE.
- One name per paver.
- Draw your image using a good quality medium thickness black marker pen (about 2mm thick).
  - i.e. Artline 70 'High Performance' marker.
  - Do not use a ballpoint pen, coloured texta or pencils!
- Make sure you rub out any pencil lines as these will show up on the finished paver.
- Do not include computer-generated or pasted pictures.

**Note:** The hand drawn image engraving process is set up to engrave hand drawn images only.


Sample 1	Sample 2	Sample 3
<p><b>THIS IS OK</b></p> <ul style="list-style-type: none"> <li>Good clean writing</li> <li>Simple illustrations</li> </ul>	<p><b>THIS IS NOT OK</b></p> <ul style="list-style-type: none"> <li>Too many names</li> <li>Illustrations too detailed</li> <li>Information gets lost</li> </ul>	<p><b>THIS IS NOT OK</b></p> <ul style="list-style-type: none"> <li>Do not include computer generated or pasted graphics</li> <li>The process is set up to engrave hand drawn images only</li> </ul>



**Essendon Tennis Club - Court Upgrade Fund.**

**Single Name & Hand Drawn Paver Template**

**PHOTOCOPY THIS PAGE FOR EACH HAND DRAWN PAVER.  
PLEASE ENSURE THAT YOUR DRAWING DOES NOT TOUCH OR GO OUTSIDE OF  
THE BORDER**



**100mm high x 190 mm wide**